



# Product Technical Bulletin

Dated: January 19, 2004

## Pipe Penetrations

Listed below are the requirements for pipe penetrations installed on MBCI standing seam roofs. Failure to follow these requirements may void any Galvalume® or paint warranties and will void any Weathertightness Warranty associated with the subject roof.

## Material Compatibility

MBCI standing seam roof panels are manufactured from Galvalume® coated steel. To prevent galvanic corrosion, the roof panels must not come into contact with, or water runoff from, copper, lead or other dissimilar materials. Aluminum or stainless steel fixtures are compatible with Galvalume®-coated steel.

## General Installation Notes

Do not use galvanized roof jacks, lead hats or other residential grade roof jacks. These roof jacks do not have a 20-year service life and, in the case of lead hats, will cause galvanic corrosion of the roof panels.

Use EPDM rubber roof jacks with an integral aluminum band bonded into the perimeter of the base. For high temperature applications (200-400 degrees Fahrenheit) use silicone rubber roof jacks. Retrofit rubber roof jacks are available for applications in which the top of the pipe is inaccessible, eliminating the possibility of sliding the roof jack over the top of the pipe.


Do not use caulk to seal the roof jack to the roof panels. Use only butyl tape sealant as supplied by MBCI. Fasten the roof jack to the roof panels with ¼"-14 x 7/8" long-life lap teks at 1" on center around the base of the roof jack.

Do not install a pipe through the standing seam of the roof panel. Keep the pipe penetration in the center of the panel to allow the base of the rubber roof jack to seal to the pan of the panel.

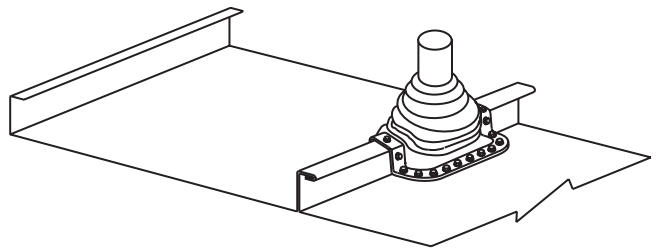
If a pipe must be installed through a panel seam, or if the pipe diameter is so large as to block the flow of water down the roof panel, you must install a "pipe curb" into the roof and then seal the pipe to the pipe curb with a rubber roof jack. For pipes in which the top cannot be accessed, a two-piece pipe curb is available.

In Northern climates, protect all pipe penetrations from moving ice or snow with a snow retention system immediately up slope from the pipe.

Galvalume is a registered mark of BIEC International



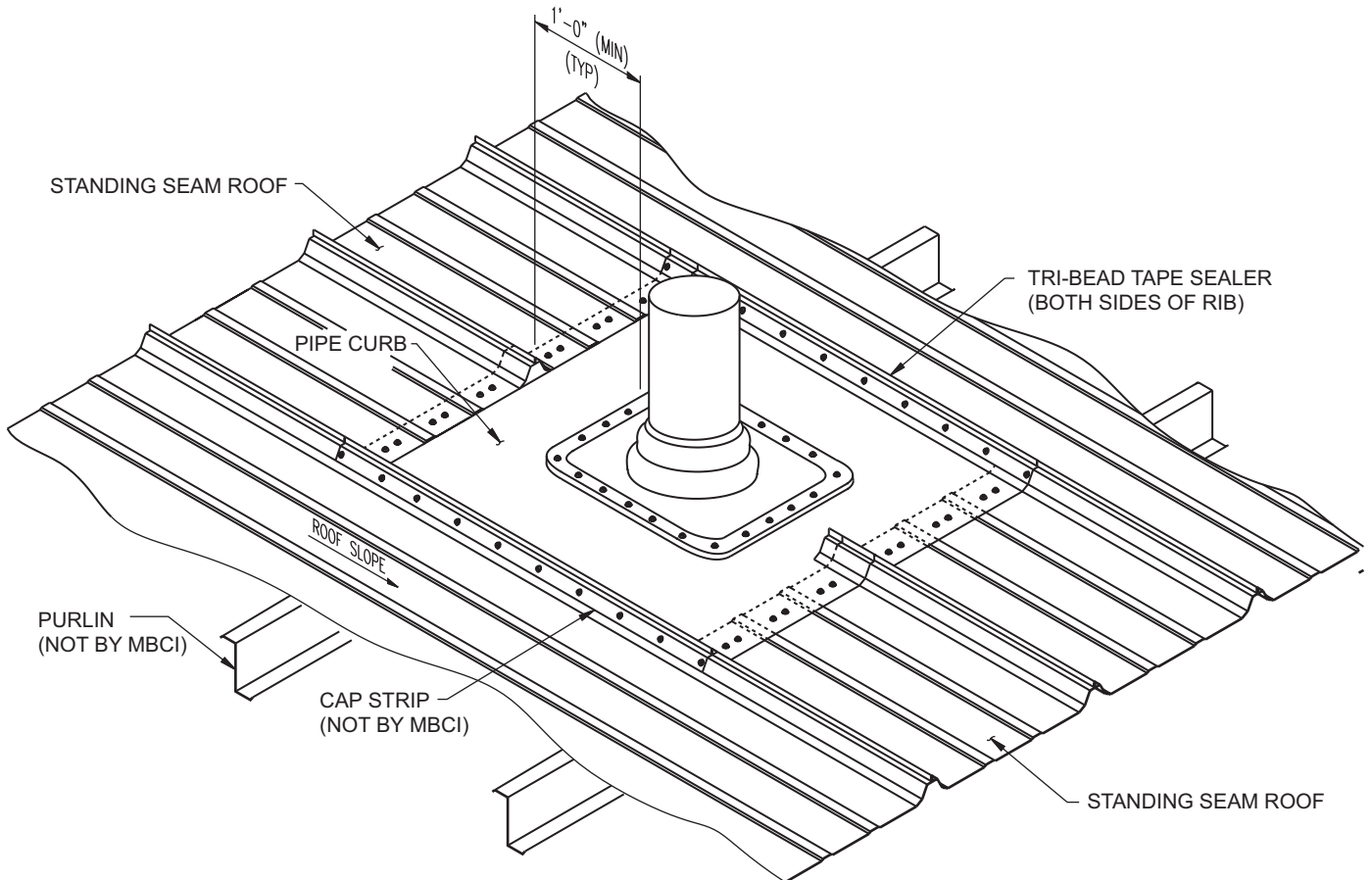
**RIGHT WAY**



**WRONG WAY**

**RECOMMENDED SMALL PIPE PENETRATION INSTALLATION**

INSTALL PIPE IN CENTER OF PANEL TO ALLOW BASE OF RUBBER ROOF JACK TO LAY FLAT ON PANEL.



**RECOMMENDED LARGE PIPE PENETRATION INSTALLATION**

THIS METHOD TO BE USED IN ALL CASES WHERE A PIPE PENETRATION INTERSECTS A PANEL RIB OR WHEN THE PIPE IS TOO LARGE AND WILL NOT ALLOW ADEQUATE WATER FLOW DOWN THE PANEL.